

# ***Planning for Faster Freight, Cleaner Air and Growth Management in San Jose***



# *San Jose in Regional Context*

## San Jose is...

**925,000 Residents**

**371,000 Jobs**

**39% of SV Population**

**32% of SV Jobs**



# San Jose Development History

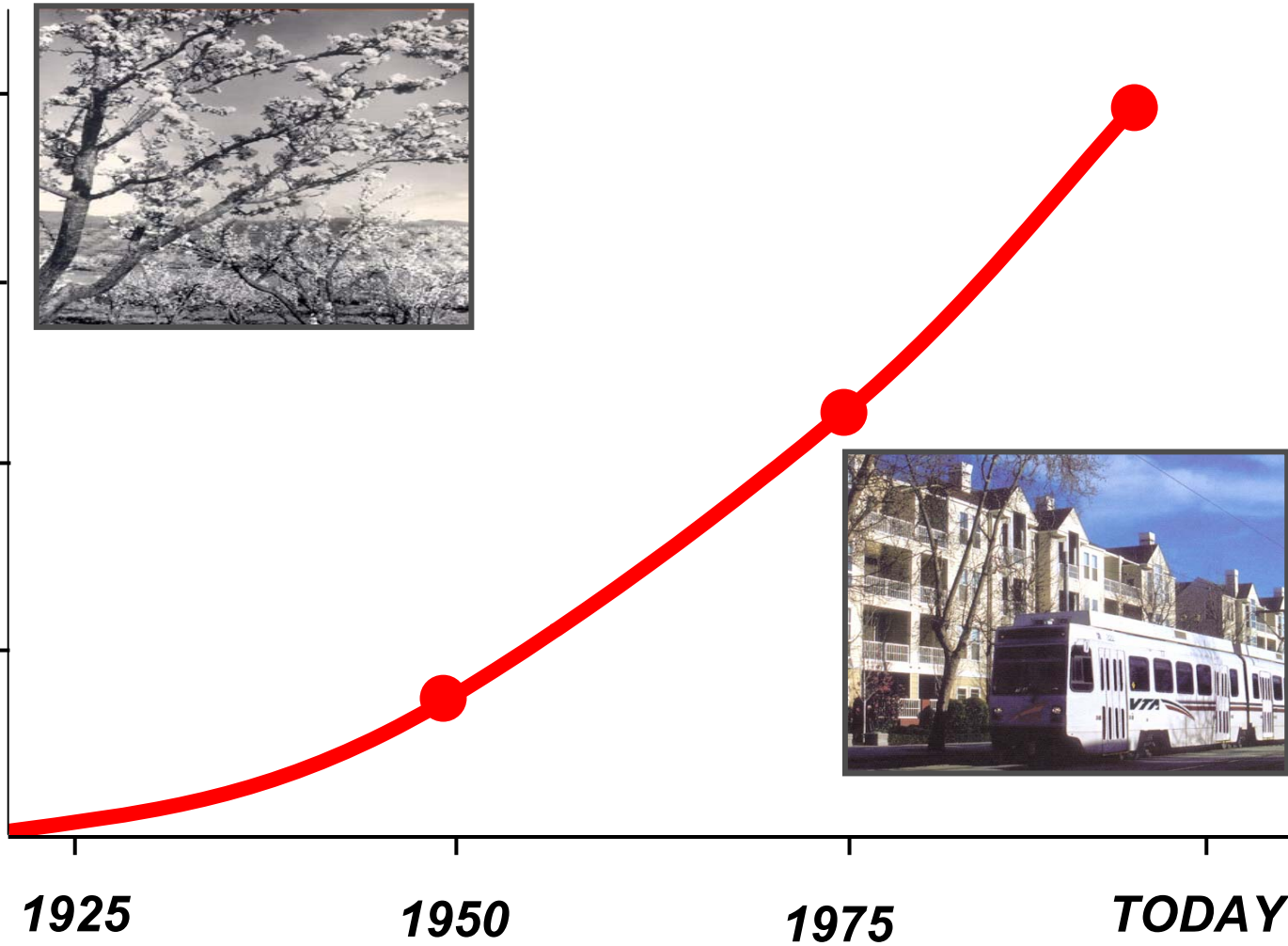
Population

1,000,000

750,000

500,000

250,000



1925

1950

1975


TODAY





# ***San Jose Growth Projections (2020)***

## **Job Growth**




***Up 23 %***

***80,000 Jobs***



## **Population Growth**



***Up 16 %***

***1.1 Million People***



# ***San Jose Growth Projections (2020)***

## **Employment Related Land Demand in Acres: 2002-2020**

<b>Light Industrial/Warehouse Space</b>	<b>648</b>	<b>21%</b>
<b>R &amp; D/"Heavy" Office Space</b>	<b>243</b>	<b>8%</b>
<b>Low-Rise Office Space</b>	<b>406</b>	<b>13%</b>
<b>High Rise Office Space</b>	<b>138</b>	<b>5%</b>
<b>Retail Space</b>	<b>950</b>	<b>31%</b>
<b>Institutional BuildingSpace, Including</b>	<b>670</b>	<b>22%</b>
<b>Total</b>	<b>3,055</b>	<b>100%</b>

# ***San Jose Growth Projections (2020)***

## **PROJECTION OF NEW HOUSING REQUIREMENTS CITY OF SAN JOSE 2003-2020**

	<b>Units</b>
<b>Single Family Detached and Attached</b>	<b>13,731</b>
<b>Multiple Family</b>	<b>48,988</b>

# Population vs. Land Area (2020)

